

Presentation to CPSC/OGP Workshop

OGP benchmarking on standardization – preliminary results

Beijing, October 2008

Alf Reidar Johansen,
Daniel Rioche,
Gilles Trican



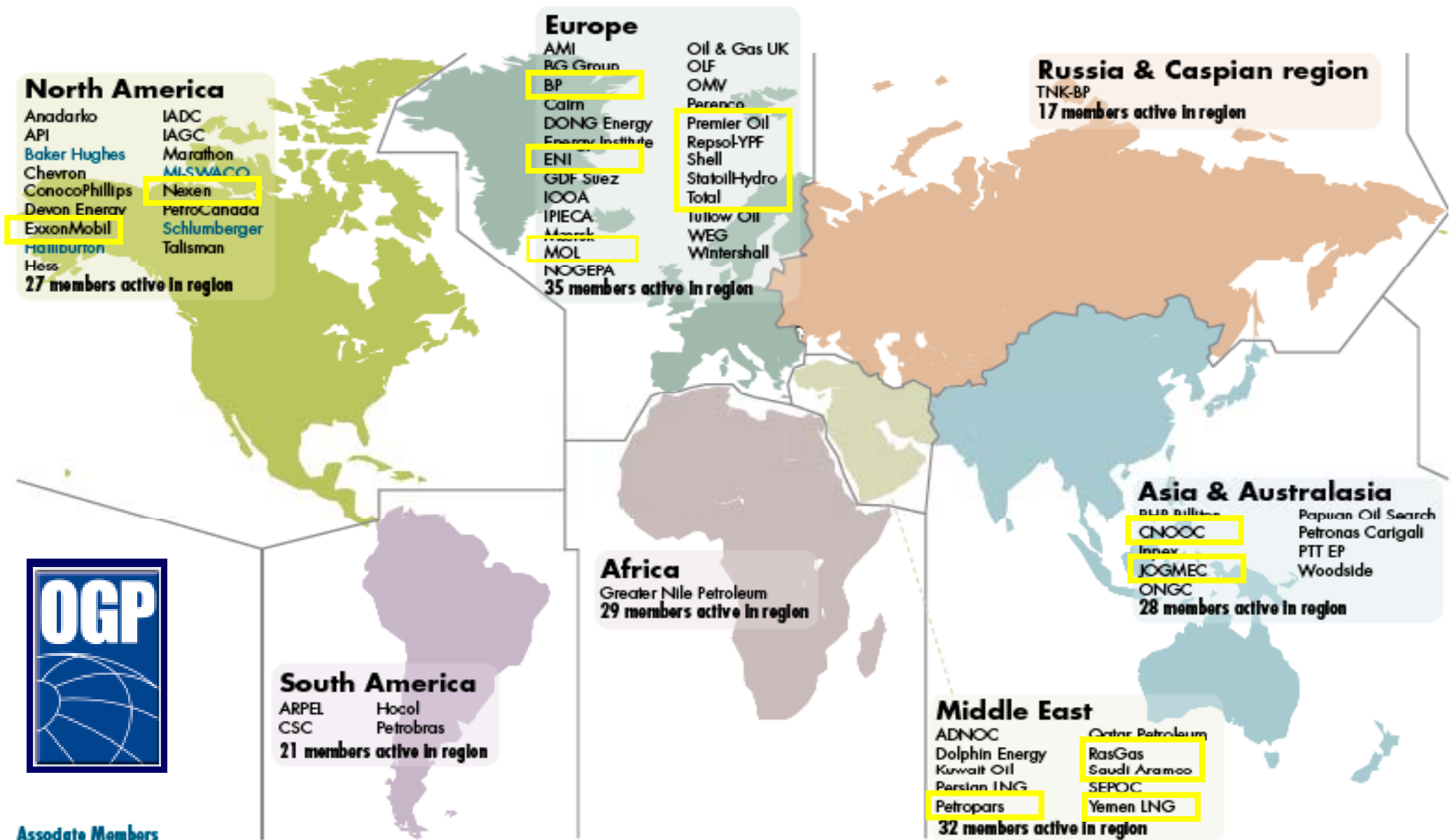
Purpose

OGP


- **OGP benchmark on external standardization and Company specifications for upstream activities**
- **The information gathered will be used to make an OGP report, primarily available only to those Companies that provided input data, for their agreement on potential release to other OGP members**
- **The questionnaire is divided in 3 main parts :**
 - **Company specifications**
 - **External standardization**
 - **Document management**

- Company specifications: Internal company technical specifications, internal company standards, design and engineering practices, guidelines etc. *prepared by the company itself* for its own repeated use.
- External standardization: International, regional, national and industry standards, *established by consensus and approved by a recognized body*, that provides, for common and repeated use, rules, guidelines or characteristics for activities or their results, aimed at the achievement of the optimum degree of order in a given context

Companies participation



Benchmark replies

- 17 answers i.e. 33%
 - The respondents produce #30 million eq bbl/day that represent about 30% of the production worldwide
- 

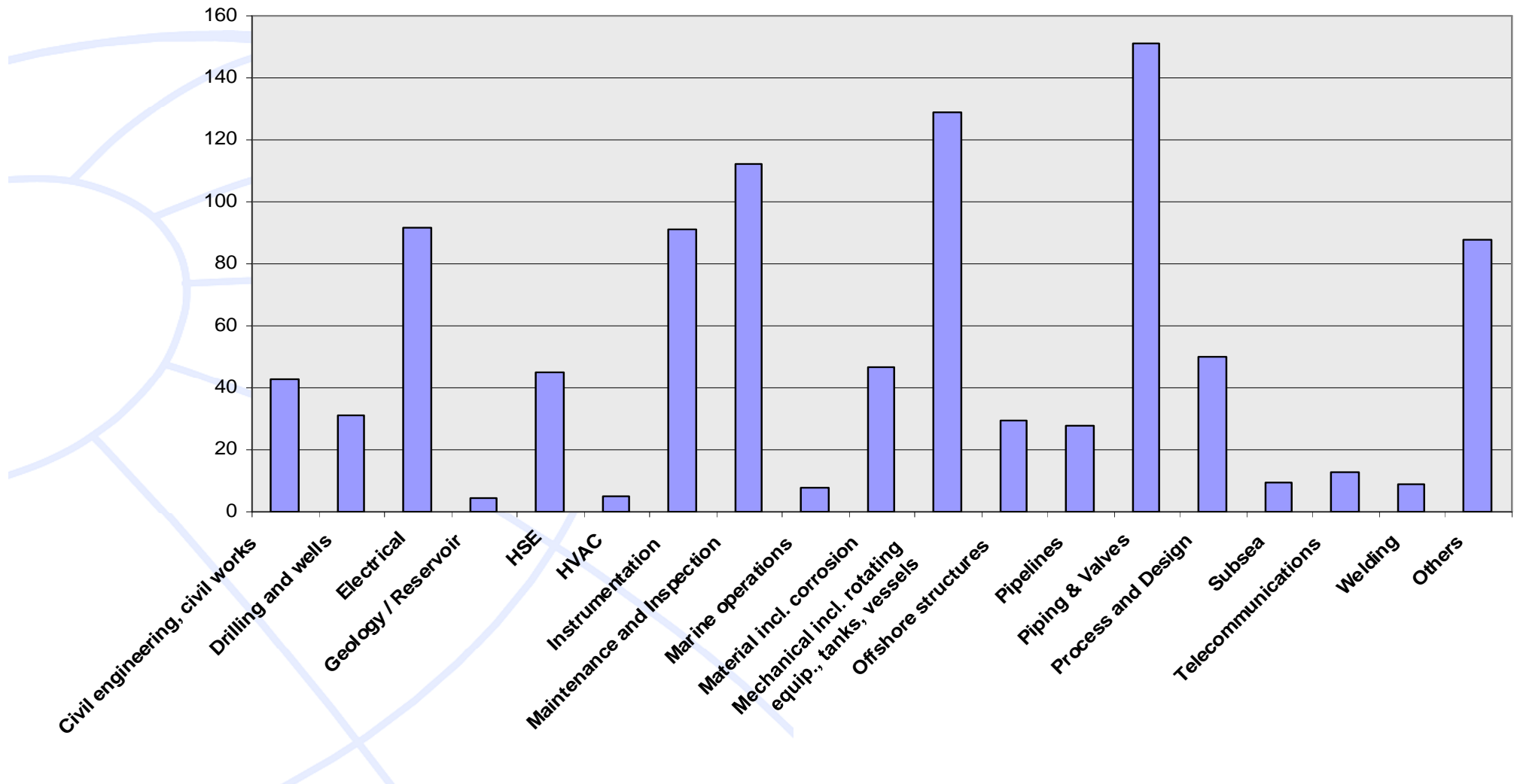
Part 1: Company specifications

- **The aim of this section is to know:**
 - how are structured the different sets of documents in the Companies,
 - the volume and turn-over of documents in the different categories,
 - the delay between revisions,
 - the organization of communication.
- **Last questions are mainly on what the Companies are willing to share in a closed OGP environment :**
 - Index of the Company specifications (or some categories of the Company specifications)
 - Texts of the Company specifications provided in the index, if provided

Company specifications Number of documents by disciplines



Average number of documents by discipline



Evolution of Company specifications

OGP

Average number of specifications per company: 985

In average by year

- **Documents created : 7%**
 - Min: 1%
 - Max: 13%
- **Documents withdrawn : 4%**
 - Min: 0%
 - Max: 8%
- **Net growth : 3%**

Part 2: External standardization

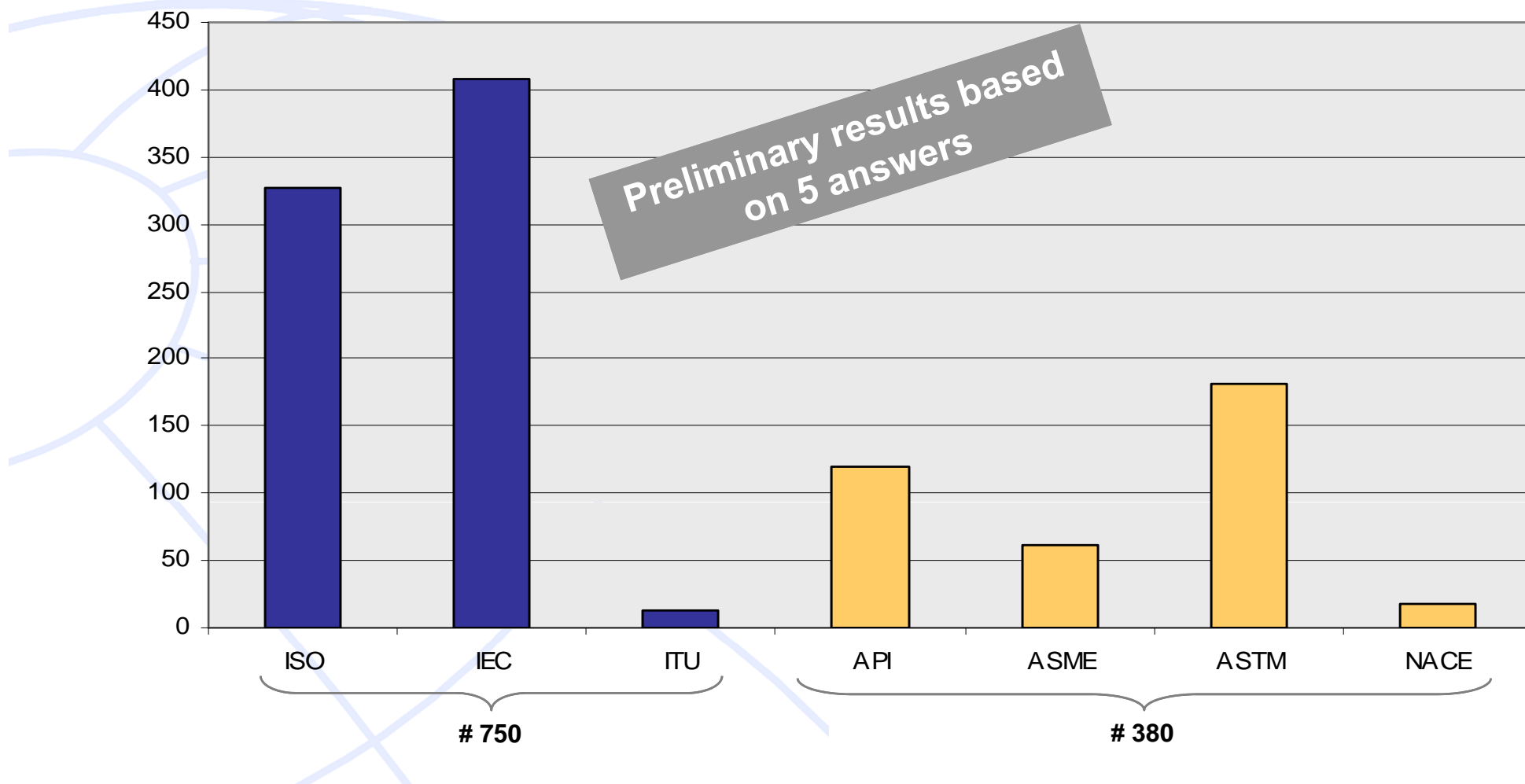
OGP

- **This part of questionnaire aim to know:**
 - **the rate of Company specifications based on International standards,**
 - **the standards listed in the Company specifications,**
 - **the involvement of the Companies in the standardization work,**
 - **the improvements and benefits waited**

Reference to standards

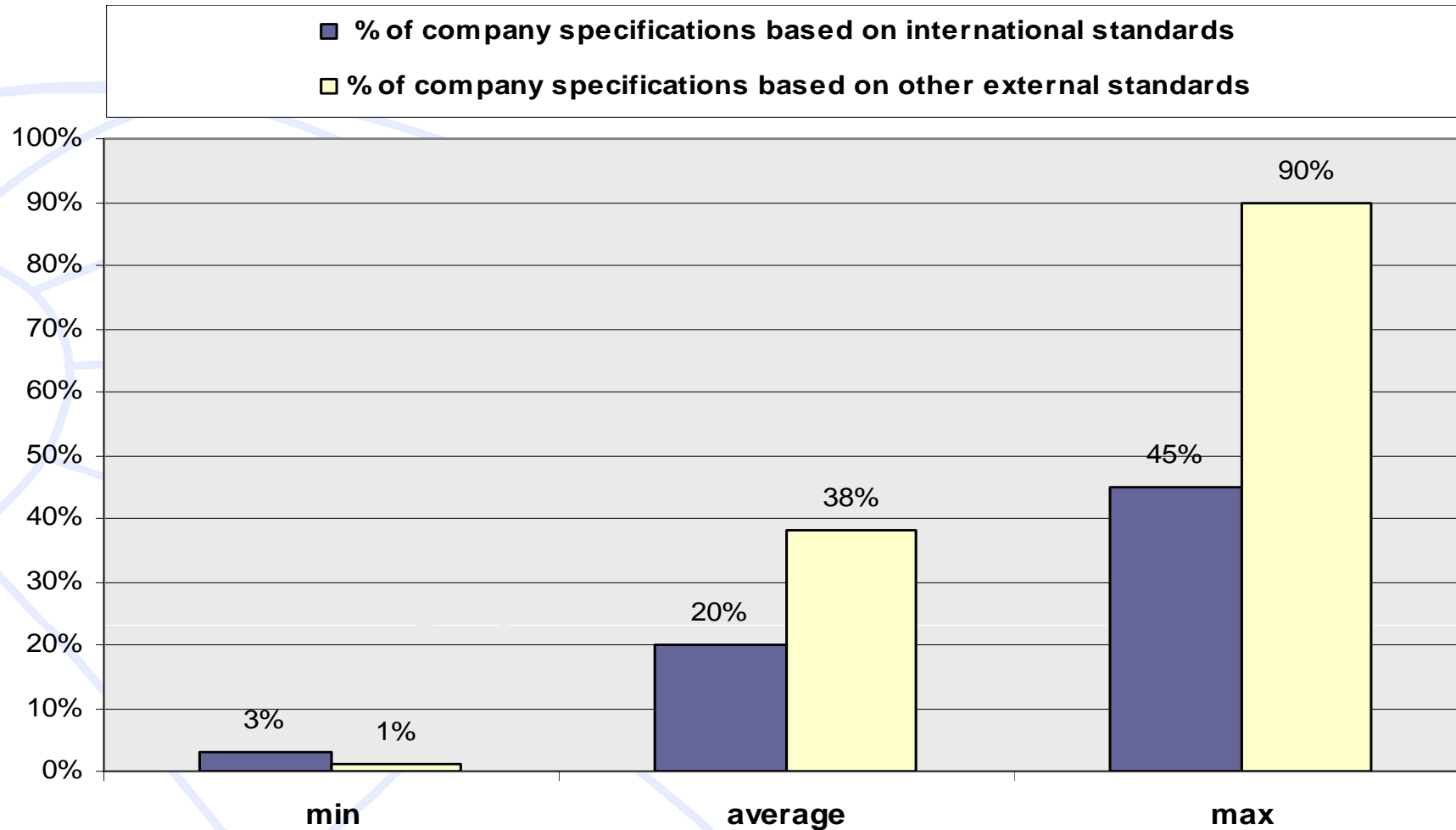


Average number of standards referenced in Company specifications



Company specifications based on standards

OGP



Part 3: Document management



In this section the different subjects are:

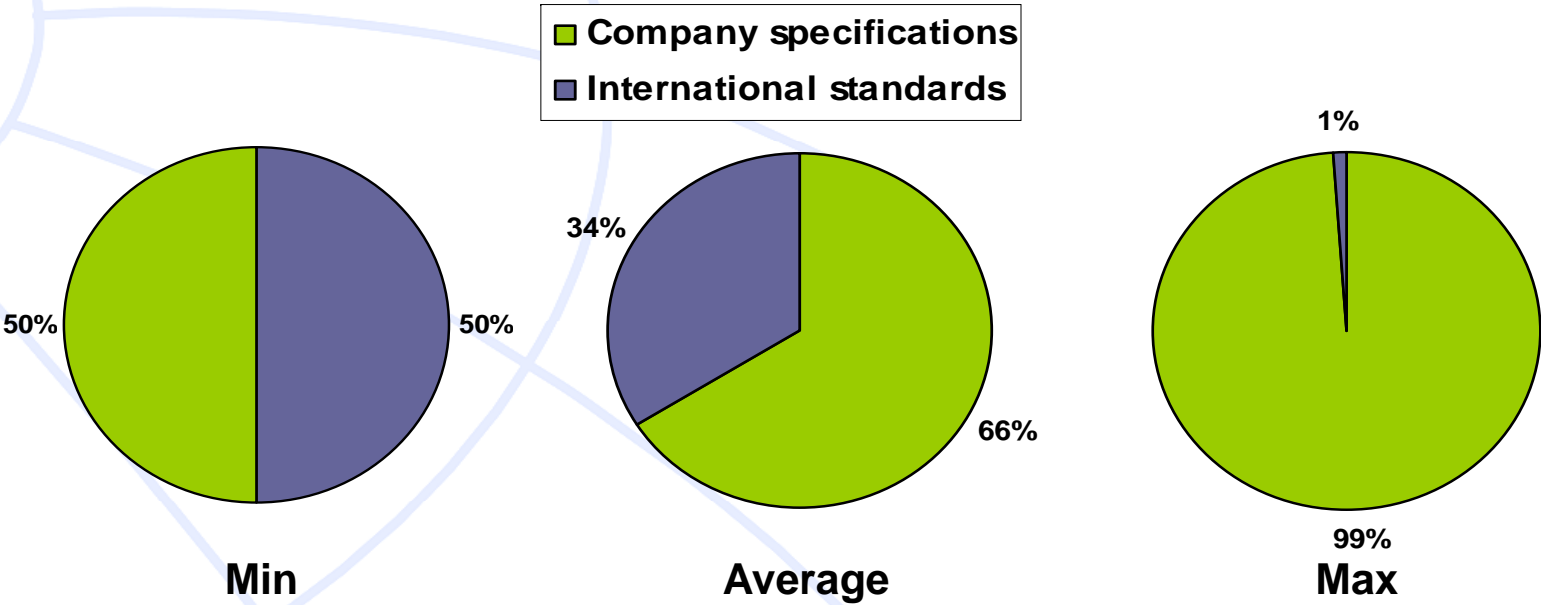
- **The people dedicated to the management of the Company specifications and of the standardization activities**
- **The total annual budget for theses activities**
- **The document management processes**
- **The KPI set on theses activities**

Involvement in standardization



- Percentage of people dedicated to company specifications compared to people dedicated to standardization activities

Company specifications vs. International standards



Improvements of International Standardization

OGP

Proposed improvements

- **Increase participation**
- **Reduce internal duplication of standardization work**
- **Define priorities**
- **Improve editorial process**
- **National adoption of International standards**

Benefits of International Standardization

OGP

Recognized benefits

- Have consistent global standards
- Raise management efficiency
- Increase global access to parts and improve trade
- Reduce costs and delays
- Facilitate discussion between international experts to obtain a consensus of quality
- Minimize the volume of internal specifications

Thank you for your attention